



TriangleEnergy

Investor Presentation

September 2016



DISCLAIMER AND FORWARD LOOKING STATEMENTS



This Presentation is provided on the basis that Triangle Energy Limited (“Triangle” or the “Company”) nor its respective officers, shareholders, related bodies corporate, partners, affiliates, employees, representatives and advisers make any representation or warranty (express or implied) as to the accuracy, reliability, relevance or completeness of the material contained in the Presentation and nothing contained in the Presentation is, or may be relied upon as, a promise, representation or warranty, whether as to the past or the future. The Company hereby excludes all warranties that can be excluded by law.

All persons should consider seeking appropriate professional advice in reviewing the Presentation and all other information with respect to the Company and evaluating the business, financial performance and operations of the Company. Neither the provision of the Presentation nor any information contained in the Presentation or subsequently communicated to any person in connection with the Presentation is, or should be taken as, constituting the giving of investment advice to any person.

Certain statements in this presentation contain ‘forward-looking statements’ including, without limitation to: expectations, beliefs, plans and objectives regarding production and exploration activities. Any matters that are not historical facts are forward-looking and accordingly, involve estimates, assumptions, risks and uncertainties and other factors discussed in our most recently lodged Annual Report, our website, <http://www.triangleenergy.com.au/>, and in our other public documents and press releases. These forward-looking statements are based on Triangle’s current expectations, estimates and projections about the company, its industry, its management’s beliefs and certain assumptions made by management. No assurance can be given that such expectations, estimates or projections will prove to have been correct. A number of factors could cause actual results to differ materially from the projections, anticipated results or other expectations expressed in this presentation, including, Triangle’s ability to meet its production targets, successfully manage its capital expenditures and to complete, test and produce the wells and prospects identified in this presentation; to successfully plan, secure necessary government approvals, finance and to achieve its production and budget expectations on its projects.

Whenever possible, these ‘forward-looking statements’ are identified by words such as “expects,” “believes,” “anticipates,” “projects,” and similar phrases. Because such statements involve risks and uncertainties, Triangle’s actual results and performance may differ materially from the results expressed or implied by such forward-looking statements. Given these risks and uncertainties, you are cautioned not to place undue reliance on such forward-looking statements, which speak only as of the date hereof. Unless legally required, we assume no duty to update these statements as of any future date. However, you should review carefully reports and documents that Triangle lodges periodically with the Australian Securities Exchange.

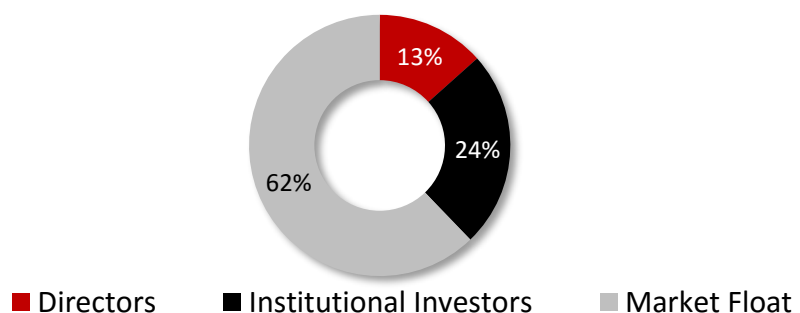
NOTE: In accordance with ASX Listing Rules, any hydrocarbon reserves and/or drilling update information in this report has been reviewed and signed off by Jim Tarlton of Tamarind Advisers, who is an Oil & Gas Engineer and has over 30 years experience in the sector. He consents to that information in the form and context in which it appears.

COMPANY OVERVIEW

Overview

- Australian focused oil producer and explorer
- Generating strong operating cash flows
- Low-risk growth from enhanced oil recovery program
- Strong reserves and resource position

Shareholder Composition



Key Metrics

ASX Code	▪ TEG
Shares on issue ¹	▪ 3.5 billion
Unlisted options on issue ¹	▪ 150 million
Share price ¹	▪ \$0.002
Market Capitalisation ¹	▪ \$7 million
Cash ²	▪ \$1.8 million
Debt ²	▪ Nil

Operating Metrics

Net Daily Production ³	▪ 675 bopd
Net Reserves ⁴	▪ 2P Reserves - 2.0 MMstb

Notes:

1. As at 16 September 2016. Undiluted market capitalization.
2. Cash position and debt position at 30 June 2016. Cash includes \$1.4m. Held in trust pending SKK Migas change of control approval from the sale of TEG's Pase PSC interest in February 2016.
3. Average daily production in June 2016 quarter. Production figures are net to Triangle's working interest.
4. Reserves as at 1 January 2016 per ROC Oil year end 2015 reserves review. Since this date net production has been 0.17MMstb. The Company is not aware of any new information or data that materially effects the estimates and believes that all material assumptions and technical parameters underpinning the estimates continue to apply and have not materially changed.

ALIGNED BOARD

Experienced Board, aligned with shareholders.

Edward Farrell
Chairman

- Fellow of the National Institute of Accountants, member of the Australian Institute of Management
- Over 25 years experience in international financial markets, including broking and corporate finance
- Founder of a consultancy services business
- Held directorships with multiple public and private companies

Robert
Towner
Executive
Director

- Over 15 years investment advisory and capital raising experience with a leading advisory group
- Non-Executive Director of ASX listed Botanix Pharmaceuticals
- Founder of corporate advisory business Cornerstone Corporate Pty Ltd
- Founder and Former Executive Director of bioMD Limited which merged with Allied Medical Limited (now ASX listed Admedus Limited)

Darren
Bromley
Executive
Director / CFO

- B.Bus, M.Bus
- Extensive corporate finance experience in capital raisings, business development, company administration and management
- Former CFO of ASX listed Prarie Downs Minerals Limited
- Former CFO of ASX listed QRSciences Holdings Limited


CLEARLY DEFINED STRATEGY

Focus on Australian proven oil basins, attractive project economics and partnerships.

- Focus on Australian hydrocarbon basins with attractive economics
- Acquire and develop assets in proven oil plays utilising advanced drilling and completion technologies
- Leverage strong relationships with partners to expand portfolio in areas of interest

TAMARIND
Technically and commercially savvy
Creating intrinsic value

- Strategic Alliance with Tamarind Advisers beginning March 2016
- Tamarind was instrumental in supporting the acquisition of the Cliff Head asset
- Alliance provides Triangle with world-class industry capability and depth - strategically, commercially and technically
- Highly experienced oil and gas operating team with onshore and offshore capability including mature asset optimization



CLIFF HEAD

Predictable, strong production rates and cash flow generation.

Location	<ul style="list-style-type: none"> WA-31-L, Perth Basin, Western Australia 10km offshore in 15-20m of water
Facilities	<ul style="list-style-type: none"> Unmanned offshore platform connected by 14km pipelines to the Arrowsmith onshore facility
Working Interests	<ul style="list-style-type: none"> TEG 57.5% ROC Oil 42.5% (Operator)
Gross Production ¹	<ul style="list-style-type: none"> 1,174 bopd (5 producers, 3 injectors)
Net Production ¹	<ul style="list-style-type: none"> 675 bopd
Net Reserves ²	<ul style="list-style-type: none"> 2P Reserves - 2.0 MMStb
Planned 2016 Work Program	<ul style="list-style-type: none"> CH13 well pump replacement to enhance flow rates and field recovery Enhanced oil recovery study (EOR) underway
Operating costs	<ul style="list-style-type: none"> Trucking and duty holder costs will be significantly reduced in FY17
Field life	<ul style="list-style-type: none"> Cliff Head has reliably produced over 15MMStb since start up in May 2006 Expected field life beyond 2025, with EOR and recovery of near field resources Cliff Head platform is vital infrastructure for development of offshore Perth Basin resources
Abandonment	<ul style="list-style-type: none"> After expected PRRT credits net field abandonment costs could be \$10m. - \$17m.



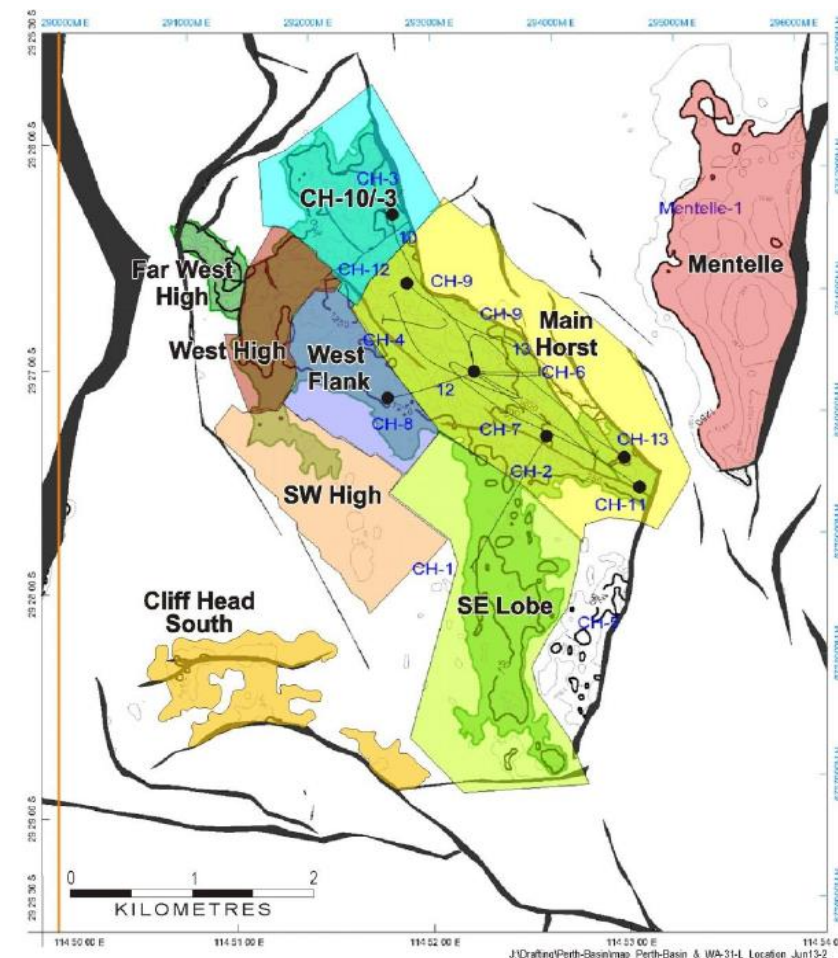
Notes:

1. Average daily production in June 2016 quarter.
2. Reserves as at 1 January 2016 per ROC Oil year end 2015 reserves review. Since this date net production has been 0.17MMStb. The Company is not aware of any new information or data that materially effects the estimates and believes that all material assumptions and technical parameters underpinning the estimates continue to apply and have not materially changed.

CLIFF HEAD – EOR & APPRAISAL GROWTH

EOE and near-field resources could materially enhance the value of the Cliff Head.

- **Enhanced Oil Recovery (EOE)**
 - 0.6MMstb of P50 recoverable resources (net)
 - EOE holds potential for greater flow rates, field recoveries for relatively modest capital expenditure
- **Mentelle prospect**
 - 1.9MMstb of P50 recoverable resources (net)
 - 1 successful exploration well was drilled on the flank of the Mentelle prospect. Another well is proposed to drill further up-dip to evaluate to reservoir volumetrics and characteristics
- **West High prospect**
 - 0.8MMstb of P50 recoverable resources (net)
 - Reservoir unit separated from the main Cliff Head reservoir by a saddle



Notes:

1. EOE resources calculated by RISC (2016). Mentelle and West high resources calculated by RISC (2013). The Company is not aware of any new information or data that materially effects the estimates and believes that all material assumptions and technical parameters underpinning the estimates continue to apply and have not materially changed.

CLIFF HEAD – COST REDUCTIONS


Triangle targeting opex costs of US\$35/bbl.

Key supplier cost reductions

- Operations & maintenance
- Trucking

Better human resources

- World class human resources available at affordable rates



Lower gas prices

- Reduce power generation costs

Asset efficiency

- Maximise uptime
- Judicious expenditure to optimise production and field recoveries

CLIFF HEAD – ARROWSMITH FACILITY

The only operational oil processing facility in the highly active Perth Basin.

▪ Route to market

- Cliff Head crude is pumped to the Arrowsmith facility which has processing capacity for up to 15,000 bopd
- Produced water is treated and re-injected back into the Cliff Head reservoir to enhance field recoveries
- Crude is trucked to BP refinery in Kwinana

▪ Vital infrastructure

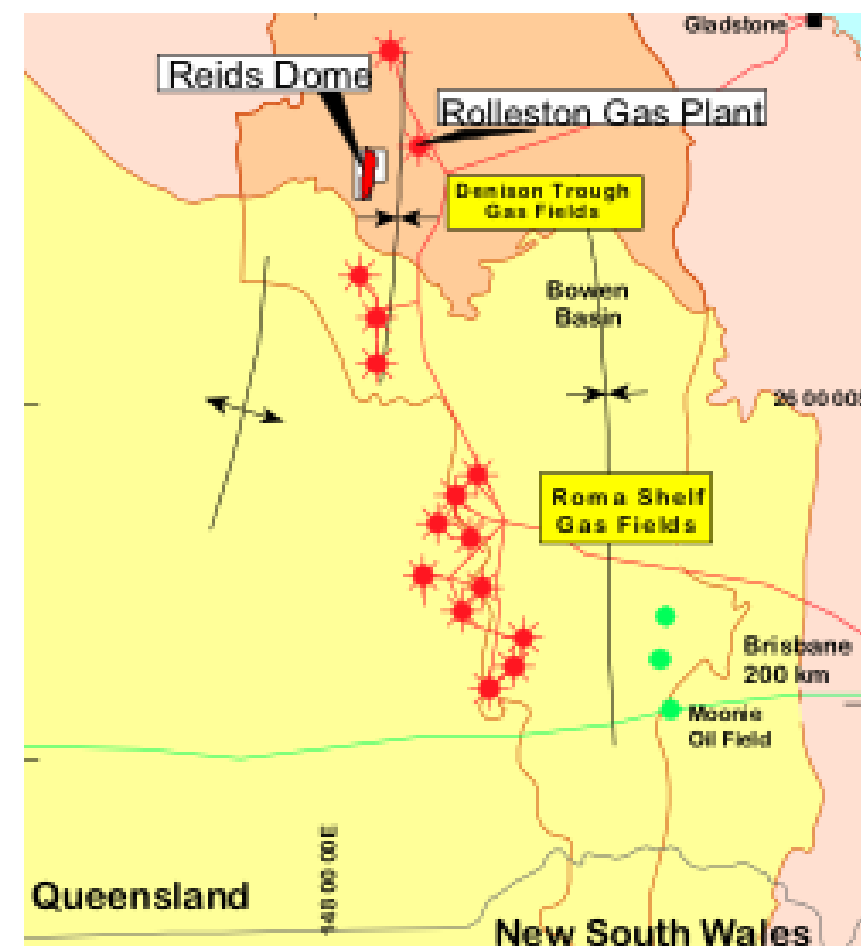
- Arrowsmith is the largest processing facility in the Perth Basin and, presently, the only operational facility
- Arrowsmith has capacity to process third party crude



OTHER ASSET – REIDS DOME

An appraisal asset with multiple hydrocarbon bearing horizons.

Location	<ul style="list-style-type: none"> PL 231, Bowen Basin, Queensland
Working Interest	<ul style="list-style-type: none"> TEG 60% (Operator) Dome Petroleum Plc. (40%)
Asset stage	<ul style="list-style-type: none"> Appraisal <ul style="list-style-type: none"> 13 wells have been drilled on Reids Dome (2 deep, 11 shallow) Shallow sands have been tested with flow rates up to 2.8MMcfcpd Oil and gas show have been present while drilling the deeper wells
Planned 2016 Work Program	<ul style="list-style-type: none"> Technical assessment of the project is underway
Comments	<ul style="list-style-type: none"> Triangle is working with its partner to expedite the realisation of value from the Reids Dome asset



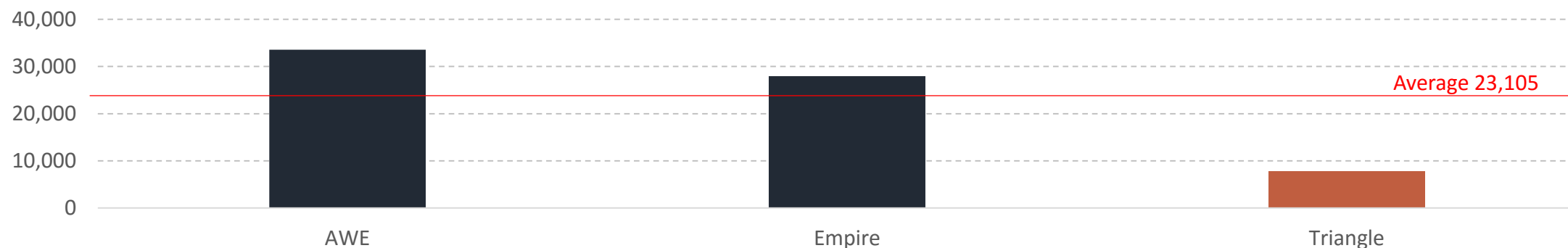
VALUATION – TRADING COMPARABLES

Triangle is significantly undervalued relative to its ASX listed, producing Perth Basin peers.

Enterprise Value / 2P Reserves (A\$/boe) ^{1,2,4}



Enterprise Value / Production (A\$/boepd) ^{1,2,3}



Notes:

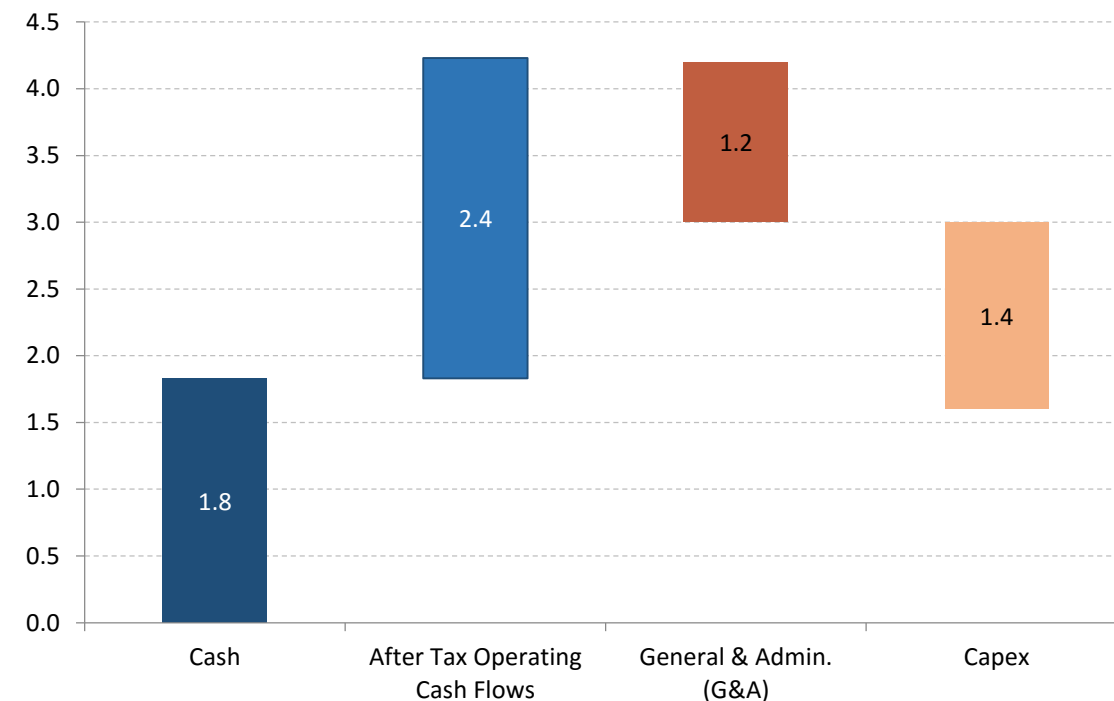
1. Market capitalization calculated with closing prices as at 13 September 2016.
2. Cash position and debt position at 30 June 2016. TEG's cash includes \$1.4m. held in trust pending SKK Migas change of control approval from the sale of TEG's Pase PSC interest in February 2016.
3. Net average daily production in June 2016 quarter.
4. Reserves as of last disclosed date. AWE's reserves have been adjusted for the sale of Sugarloaf and Cliff Head and the additional reserves from Waita.

CASH FLOWS

Strong financial position with operating cash flows expected to rise despite low oil prices.

- **Operating cash flows**
 - Planned operating cost reductions to yield positive margins even at US\$45/bbl oil prices
 - Cash flows expected to rise due to the CH13 well work over
- **G&A costs**
 - Very modest cost base
- **Capex**
 - Well intervention costs associated with CH13 submersible pump replacement
- **Alignment**
 - Low salary costs (G&A costs) and high share ownership of Directors creates alignment with shareholders

Financial year 2017 Expected Cash flow Waterfall ^{1,2,3,4}



Notes:

1. Cash position and debt position at 30 June 2016. Cash includes \$1.4m. Held in trust pending SKK Migas change of control approval from the sale of TEG's Pase PSC interest in February 2016.
2. Assumptions behind estimates of after tax operating cash flows are detailed on page 13.
3. General & admin estimates based on internal estimates.
4. Capex estimates for CH13 pump replacement.

SUMMARY

A company poised for growth.

- Cliff Head provides Triangle with strong, predictable cash flows and solid foundation for growth
- Triangle will pursue opportunities to enhanced value of the Cliff Head asset through EOR and targeting near-field resources
- Cliff Head offshore and onshore infrastructure is valuable in the a highly active Perth Basin
- Triangle will leverage its strong relationships with partners to expand its portfolio in areas of interest

DEFINED TERMS

DEFINED TERMS

- "\$" means Australian dollars, unless otherwise stated.
- "B" or "b" prefix means billion
- "bbl/s" means barrel/ s
- "bopd" or "boepd" means barrels of oil per day and barrels of oil equivalent per day, respectively
- "boe" means barrels of oil equivalent. Triangle reports boe using a gas to oil conversion based on equivalent thermal energy , i.e. 6000 cubic feet of gas = 1 barrel of oil
- "IRR" is the internal rate of return
- "EUR" means estimated ultimate recovery – the recoverable hydrocarbons over a well's producing life
- "M" or "m" prefix means thousand
- "mcfcpd" means thousand cubic feet of gas per day
- "MM" or "mm" prefix means million
- "NGL" means natural gas liquids.
- "pd" or "/d" suffix means per day
- "PV10" or "NPV10" means, unless otherwise stated, the net present value of future net revenue, after deductions for operating and capital expenses, production taxes but before corporate income tax and corporate overheads, using a real, pre-tax discount rate of 10%.
- "scf" means standard cubic feet
- "stb" means stock tank barrels of oil
- "WI" means working interest within leases

ASSUMPTIONS FOR CASH FLOW WATERFALL

- Production estimates based on field decline curve with an increase in production as the CH13 well is brought on stream after replacement of the pump
- Flat oil price of \$45/bbl
- Average opex \$40/bbl

For personal use only



TriangleEnergy

Triangle Energy Limited (ASX:TEG)

PO Box 337

Cottesloe WA 6911 Australia

T: +61 8 9286 8305 | F: +61 8 9385 5184 | W: www.triangleenergy.com.au